



Escape SERIES



Designed for families passionate about travelling the open road and exploring our great country, the well thought out design can accommodate a family of five comfortably

With multiple packages in the range you will find the caravan to suit your needs and exceed your expectations. Your family will be enjoying dream holidays in comfort for years to come.



FAMILY OF 5



ENSUITE



BUNKS

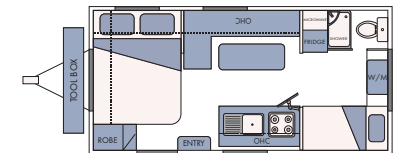


SEMI OFFROAD

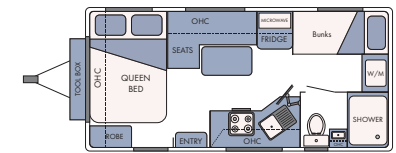


3 YEAR WARRANTY

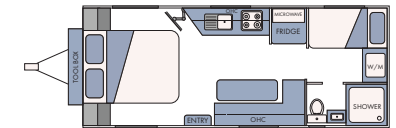
UPGRADE
PACKAGES
AVAILABLE



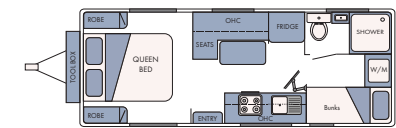
18.6 FT FX FAMILY ESCAPE STORM



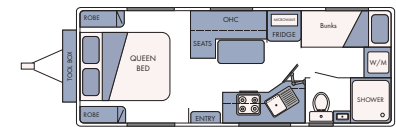
19.6 FT FX FAMILY ESCAPE - TANTRUM



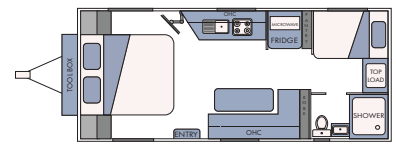
21 FT FX FAMILY ESCAPE - SERIES 2



22 FT FX FAMILY ESCAPE RL22



22 FT FX FAMILY ESCAPE - TANTRUM



22 FT FX FAMILY ESCAPE - PLATINUM

Escape SERIES

Visit our website for individual specifics on your chosen model!

EXTERNAL FEATURES

- full external composite cladding
- 580mm high checker plate sides
- multiple skylights & roofhatch to each model
- fully insulated
- external drop down picnic table
- external grab handles to each corner
- roll out awning • fully lockable tunnel boot
- pull out entry step with checkerplate internal step well
- double glazed windows
- toolbox on A-frame with generator slide
- 2 x 12V roof hatches located in ensuite and shower

INTERNAL FEATURES

- premium vinyl flooring on one piece structural treated & coated plywood flooring
- smoke detector & fire extinguisher
- under bed storage • 2 or 3 bunk option
- full height upholstered bed head, queen size inner spring mattress
- recessed cooktop with laminex lid
- high gloss cupboard doors
- soft open gas struts on over head cabinets • internal TV bracket
- Laminex benchtops • full ensuite
- L-shape seating with annahide exposed stitching upholstery



Ask about our upgrade packages to customise your caravan to suit your requirements!

PLUMBING & ELECTRICAL FEATURES

- 3-way tropical rated 184lt fridge/freezer
- 2 x 95L water tanks with 12v pump
- 2 x 9kg gas bottles & regulator
- gas/electric hot water system
- full oven with 3 x gas & 1 x 240v hot plate
- stainless kitchen sink with decorative flick mixer tap • gas bayonet
- rooftop antenna with flat screen smart tv/dvd
- Double Din CD/MP3/Radio with internal and external speakers • reverse camera
- 12v/USB port to external picnic table
- 2 x 160w solar panels • 2 x Batteries
- BM PRO battery management system
- microwave • 2.5kg washing machine
- IBIS roof air con (reverse cycle)
- 12 pin trailer plug and Anderson plug

CHASSIS FEATURES

- 6" heavy duty chassis • extended A-frame
- 235/75/R15 A/T tyres & 15" alloy wheels, plus 1 x spare to bumper bar.
- 3200kg leaf spring suspension rocker roller suspension • 3 inch raiser
- 8 inch jockey wheel
- 10" electric brakes to all wheels
- brake safe system
- galvanised wheel arches and water tank protection • chassis mounted battery box
- quick release drop down stabiliser jacks



Get to know us...

We work with you to determine the best design for your unique Great Escape Caravan, we ask both what you need, and what you have on your wish list for your home away from home.

Whether it is one of our well-loved established caravan designs or something unique, customised to your needs we will deliver the perfect caravan to meet your exact individual needs.

Contact us today!